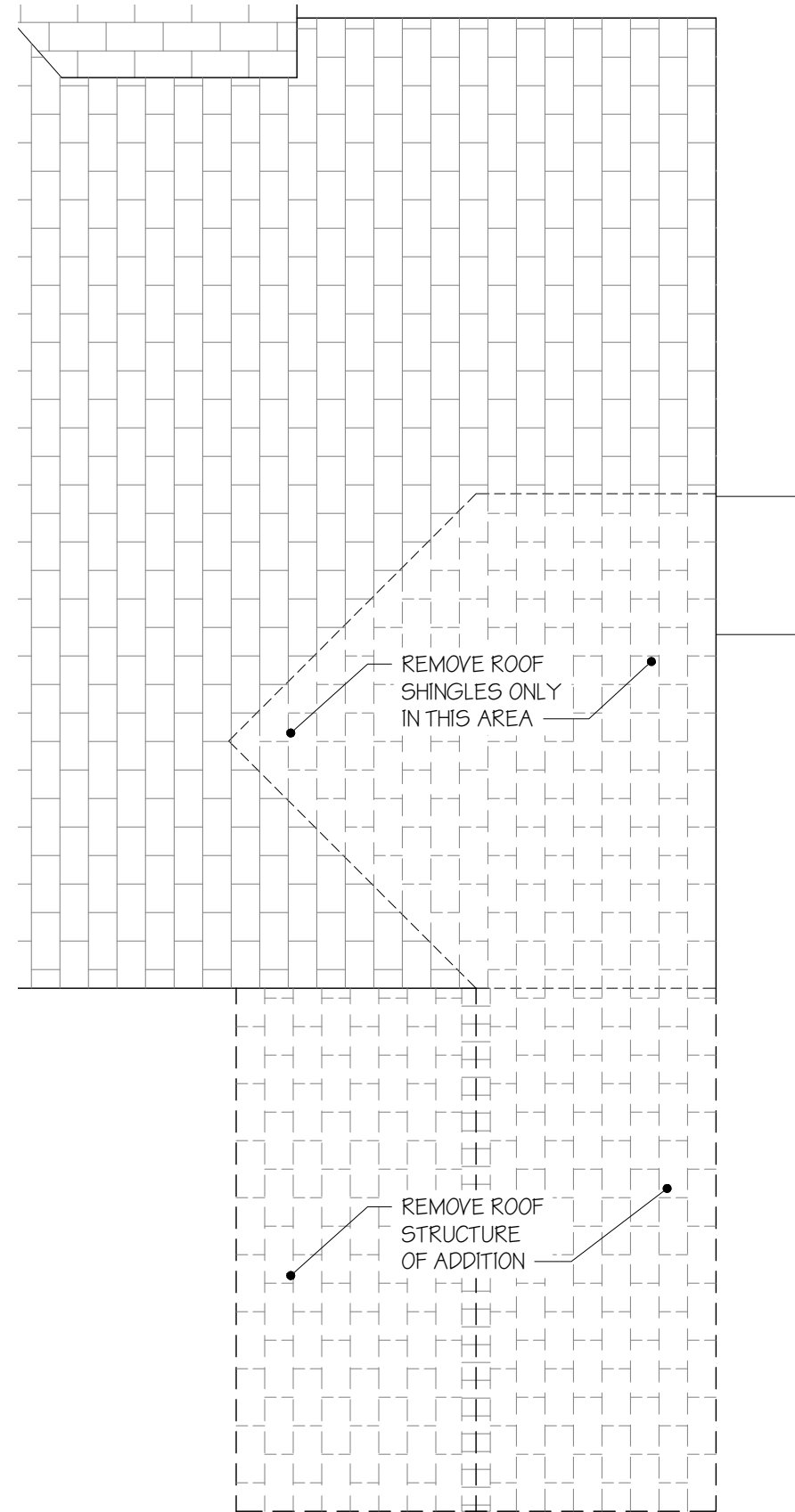


1 ROOF - KEY PLAN

1/16" = 1'-0"



2 PARTIAL ROOF PLAN - DEMO WORK

1/4" = 1'-0"

**B.T. EMERSON**  
**ARCHITECT, LLC**

781.365.8282  
WWW.BTE-ARCH.COM  
333 SPRINGS RD  
BEDFORD, MA 01730

© Copyright 2026 by B.T. Emerson,  
Architect LLC. All Rights Reserved.

PROJECT NO.

2601

PROJECT TITLE

CALABRO - PROPOSED  
ADDITION

PROJECT ADDRESS

320 LOWELL ROAD  
CONCORD, MA 01742

DRAWING TITLE

PARTIAL ROOF PLAN -  
DEMO WORK

DATE / ISSUE

02.24.2026

HDC APPLICATION -  
ADDENDUM

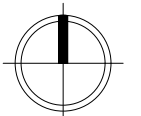
DRAWN BY

BTE

SCALE

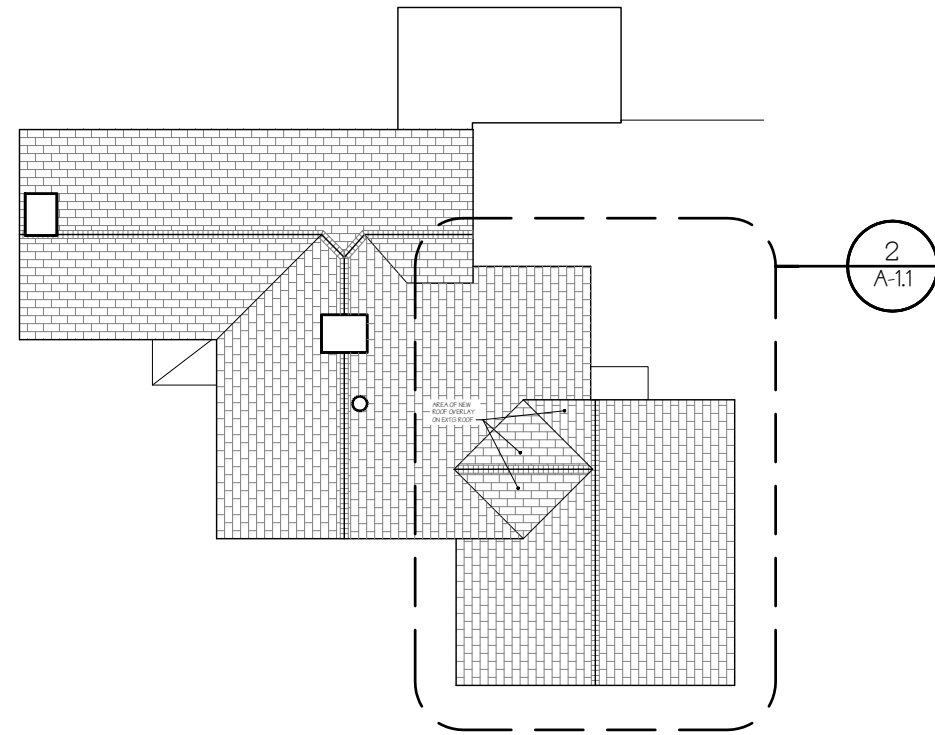
AS NOTED

ORIENTATION



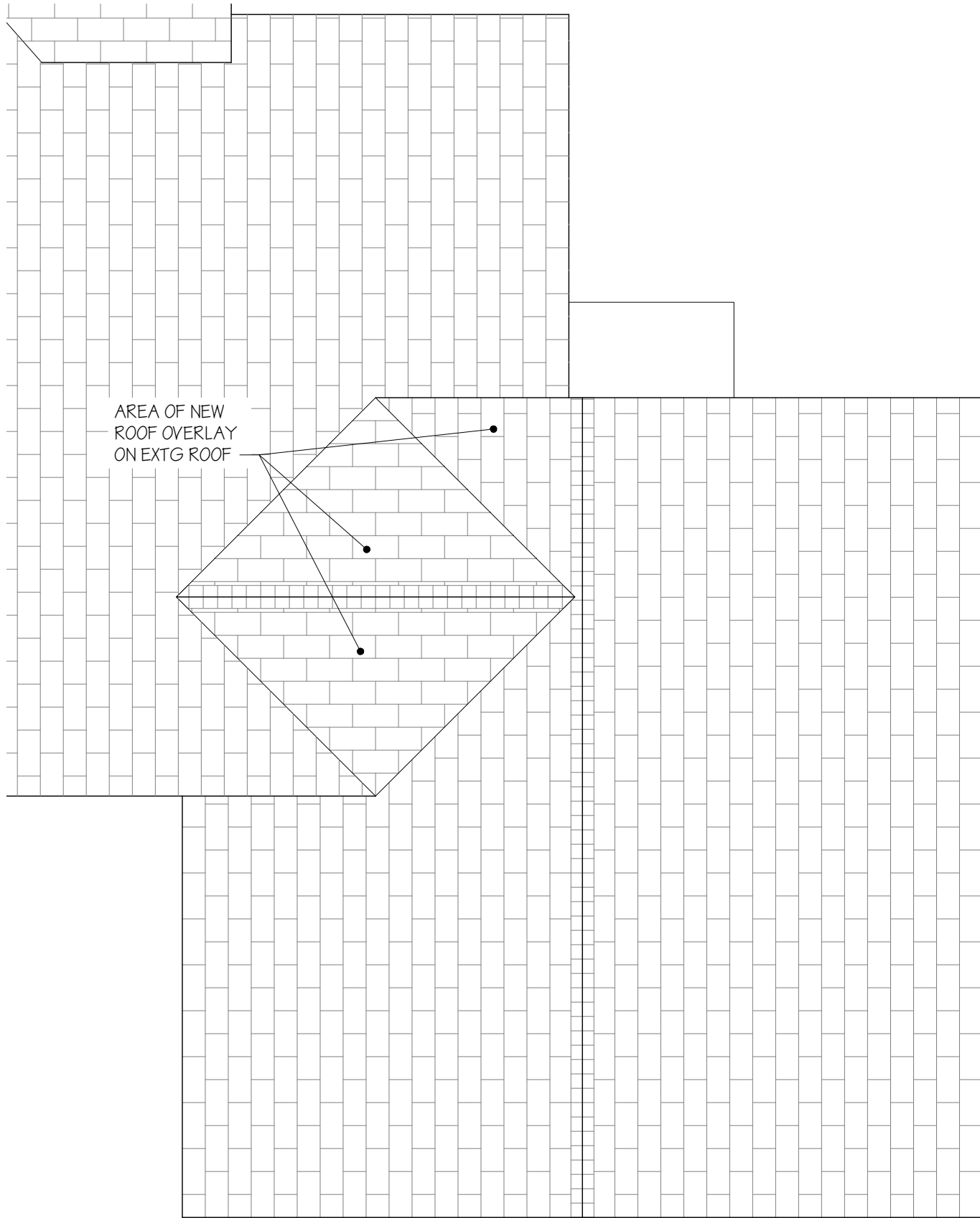
SHEET

AD1.0



1 ROOF - KEY PLAN

1/16" = 1'-0"



2 PARTIAL ROOF PLAN - PROPOSED

1/4" = 1'-0"

**B.T. EMERSON**  
**ARCHITECT, LLC**

781.365.8282  
WWW.BTE-ARCH.COM  
333 SPRINGS RD  
BEDFORD, MA 01730

© Copyright 2026 by B.T. Emerson,  
Architect LLC. All Rights Reserved.

PROJECT NO.

2601

PROJECT TITLE

CALABRO - PROPOSED  
ADDITION

PROJECT ADDRESS

320 LOWELL ROAD  
CONCORD, MA 01742

DRAWING TITLE

PARTIAL ROOF PLAN

PROPOSED ADDITION

DATE / ISSUE

02.24.2026

HDC APPLICATION -  
ADDENDUM

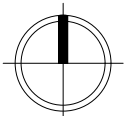
DRAWN BY

BTE

SCALE

AS NOTED

ORIENTATION



SHEET

A-1.1