
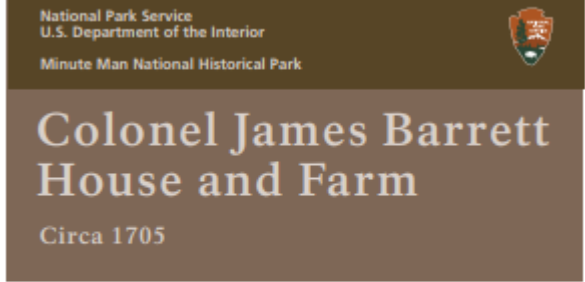


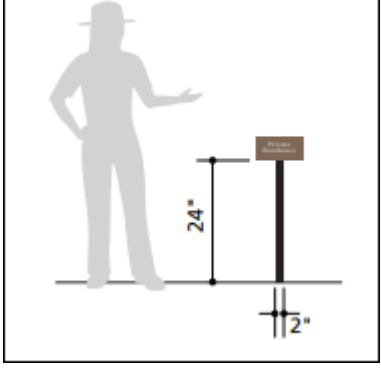

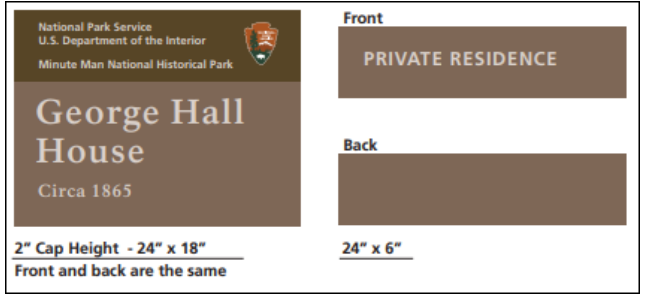
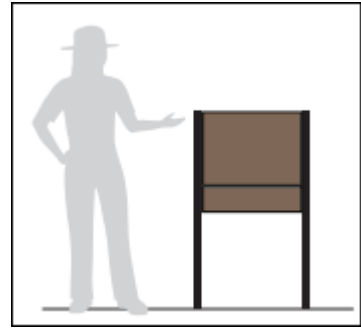


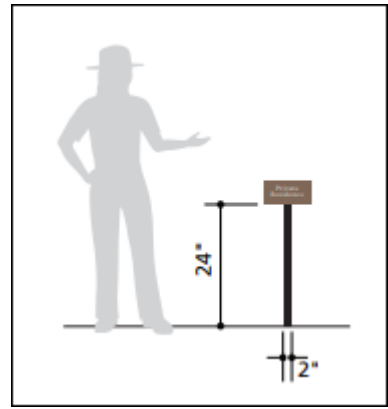

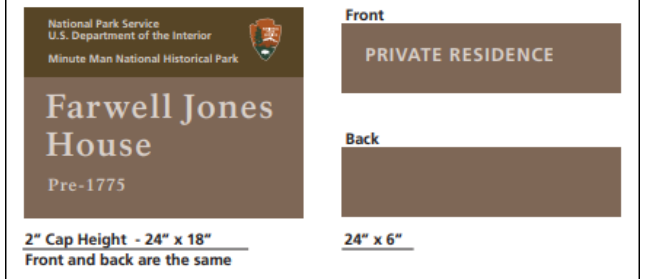
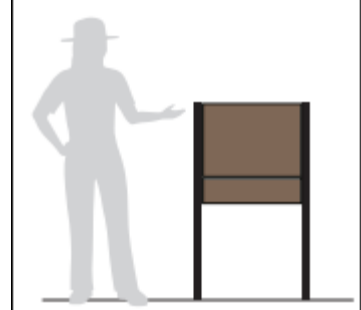


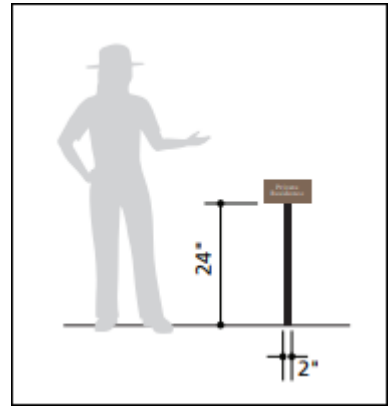


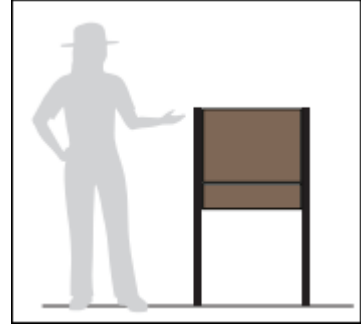


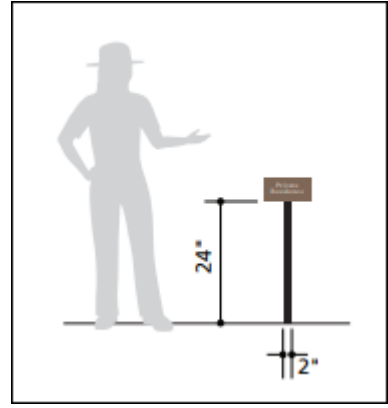
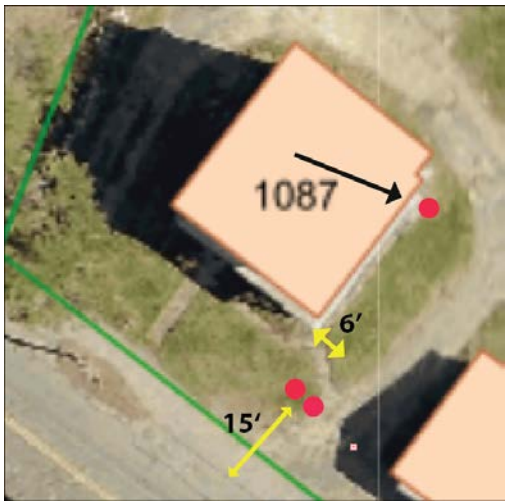

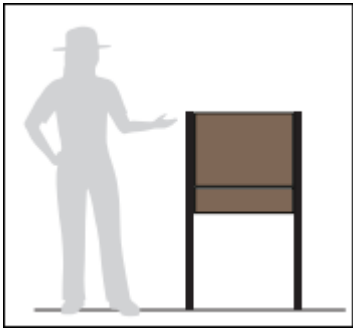


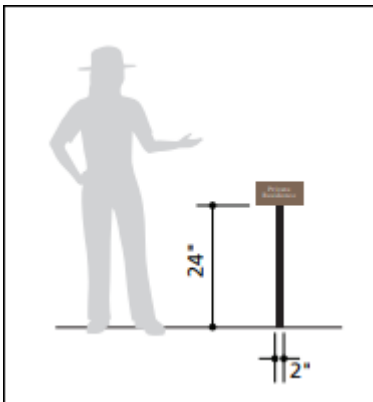

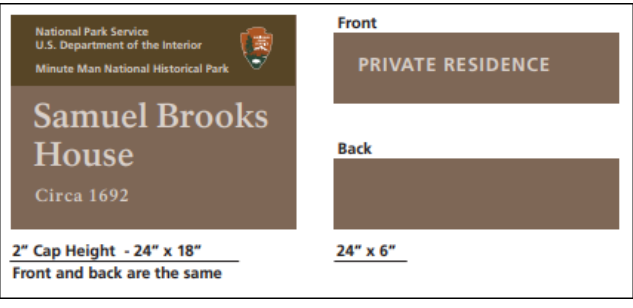
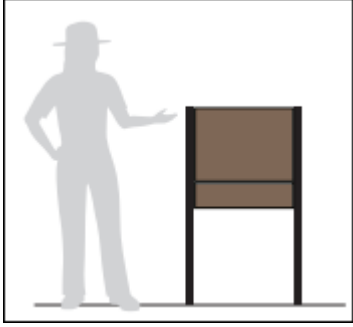
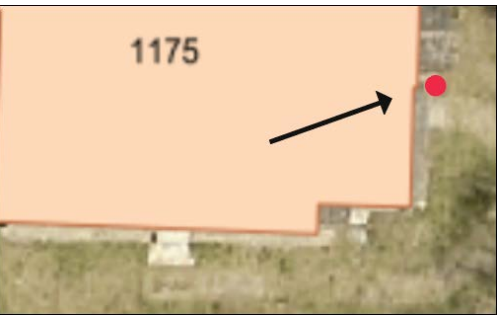
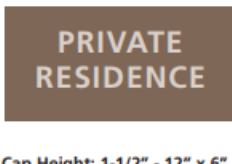
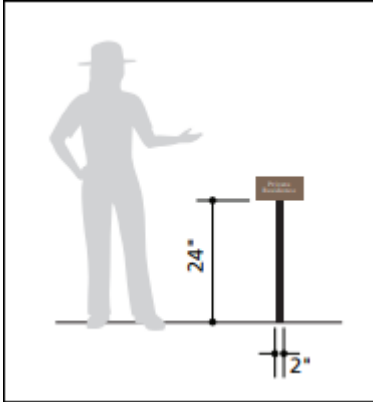

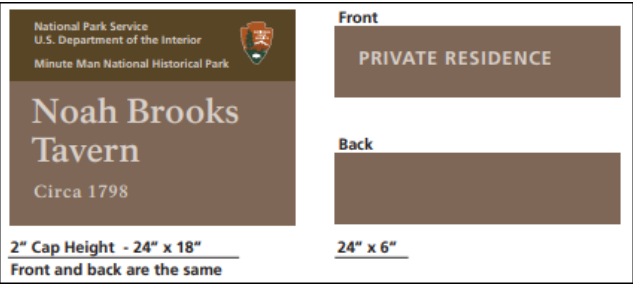
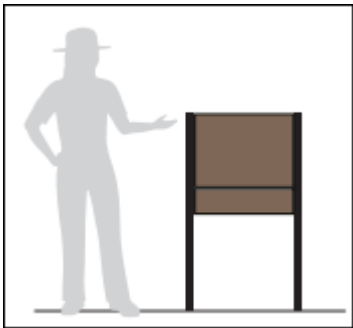

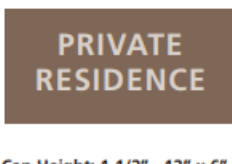
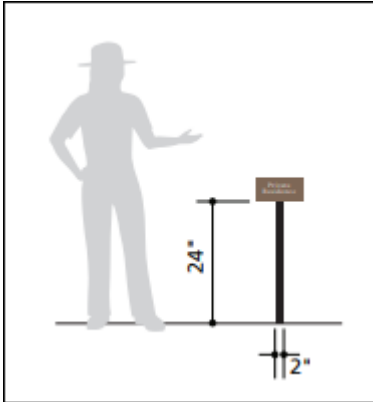


Location	Site Plan	Sign Specs	Additional Images	S106 Compliance
Barrett Farm	<p>McGrath Driveway, by pine, east side</p> 	<p>PR 1.0 - 16.0 - Facility Identity Private Residence - QTY: 16 Scale: 1-1/2" = 1" - 0" and 1/4" = 1" - 0" Direct print aluminum panel</p>  <p>Cap Height: 1-1/2" - 12" x 6"</p> <p>Facility Identity Signs that also have a private residence panel will also have a separate Private Residence sign near the front door.</p>		Single post to be driven into ground
Barrett Farm		 <p>2" Cap Height - 36" x 18" Front and back are the same</p>		
Major John Buttrick		<p>PR 1.0 - 16.0 - Facility Identity Private Residence - QTY: 16 Scale: 1-1/2" = 1" - 0" and 1/4" = 1" - 0" Direct print aluminum panel</p>  <p>Cap Height: 1-1/2" - 12" x 6"</p> <p>Facility Identity Signs that also have a private residence panel will also have a separate Private Residence sign near the front door.</p>		Single post to be driven into ground
Major John Buttrick		 <p>2" Cap Height - 24" x 18" Front and back are the same</p> <p>Front: PRIVATE RESIDENCE Back: [Blank]</p> <p>24" x 6"</p>		
Elisha Jones		 <p>2" Cap Height - 24" x 18" Front and back are the same</p> <p>Front: PRIVATE RESIDENCE Back: [Blank]</p> <p>24" x 6"</p>		
Elisha Jones		<p>PR 1.0 - 16.0 - Facility Identity Private Residence - QTY: 16 Scale: 1-1/2" = 1" - 0" and 1/4" = 1" - 0" Direct print aluminum panel</p>  <p>Cap Height: 1-1/2" - 12" x 6"</p> <p>Facility Identity Signs that also have a private residence panel will also have a separate Private Residence sign near the front door.</p>		Single post to be driven into ground
The Wayside		 <p>2" Cap Height - 28" x 18"</p> <p>Open: 28" x 6" Closed for the Season: 28" x 6"</p>		New wooden post in same location

Gowing-Clark House		<p>National Park Service U.S. Department of the Interior Minute Man National Historical Park</p> <p>Gowing Clark House Circa 1836</p> <p>2" Cap Height - 24" x 18" Front and back are the same</p> <p>Front PRIVATE RESIDENCE</p> <p>Back 24" x 6"</p>		
Gowing-Clark House		<p>PR 1.0 - 16.0 - Facility Identity Private Residence - QTY: 16</p> <p>Scale: 1-1/2" = 1" - 0" and 1/4" = 1" - 0"</p> <p>Direct print aluminum panel</p> <p>PRIVATE RESIDENCE</p> <p>Cap Height: 1-1/2" - 12" x 6"</p> <p>Facility Identity Signs that also have a private residence panel will also have a separate Private Residence sign near the front door.</p>		Single post to be driven into ground
Burke House		<p>National Park Service U.S. Department of the Interior Minute Man National Historical Park</p> <p>Burke House Circa 1904</p> <p>2" Cap Height - 24" x 18" Front and back are the same</p> <p>Front PRIVATE RESIDENCE</p> <p>Back 24" x 6"</p>		
Burke House		<p>PR 1.0 - 16.0 - Facility Identity Private Residence - QTY: 16</p> <p>Scale: 1-1/2" = 1" - 0" and 1/4" = 1" - 0"</p> <p>Direct print aluminum panel</p> <p>PRIVATE RESIDENCE</p> <p>Cap Height: 1-1/2" - 12" x 6"</p> <p>Facility Identity Signs that also have a private residence panel will also have a separate Private Residence sign near the front door.</p>		Single post to be driven into ground
Meriam House		<p>National Park Service U.S. Department of the Interior Minute Man National Historical Park</p> <p>Nathan Meriam House Circa 1705</p> <p>2" Cap Height - 24" x 18" Front and back are the same</p>		
East Quarter School House		<p>National Park Service U.S. Department of the Interior Minute Man National Historical Park</p> <p>East Quarter School House Circa 1853</p> <p>2" Cap Height - 24" x 18" Front and back are the same</p> <p>Front PRIVATE RESIDENCE</p> <p>Back 24" x 6"</p>		
East Quarter School House		<p>PR 1.0 - 16.0 - Facility Identity Private Residence - QTY: 16</p> <p>Scale: 1-1/2" = 1" - 0" and 1/4" = 1" - 0"</p> <p>Direct print aluminum panel</p> <p>PRIVATE RESIDENCE</p> <p>Cap Height: 1-1/2" - 12" x 6"</p> <p>Facility Identity Signs that also have a private residence panel will also have a separate Private Residence sign near the front door.</p>		Single post to be driven into ground

<p>George Hall House</p>		 <p>2" Cap Height - 24" x 18" Front and back are the same</p> <p>24" x 6"</p>		
<p>George Hall House</p>		<p>PR 1.0 - 16.0 - Facility Identity Private Residence - QTY: 16</p> <p>Scale: 1-1/2" = 1" - 0" and 1/4" = 1" - 0"</p> <p>Direct print aluminum panel</p>  <p>Cap Height: 1-1/2" - 12" x 6"</p> <p>Facility Identity Signs that also have a private residence panel will also have a separate Private Residence sign near the front door.</p>		<p>Single post to be driven into ground</p>
<p>Farwell Jones House</p>		 <p>2" Cap Height - 24" x 18" Front and back are the same</p> <p>24" x 6"</p>		<p>The location of the sign is currently surfaced with concrete</p>
<p>Farwell Jones House</p>		<p>PR 1.0 - 16.0 - Facility Identity Private Residence - QTY: 16</p> <p>Scale: 1-1/2" = 1" - 0" and 1/4" = 1" - 0"</p> <p>Direct print aluminum panel</p>  <p>Cap Height: 1-1/2" - 12" x 6"</p> <p>Facility Identity Signs that also have a private residence panel will also have a separate Private Residence sign near the front door.</p>		<p>Single post to be driven into ground</p>
<p>Olive Stow House</p>	<p>Exact location of house name sign to be determined. The sign will be 15 feet from road edge and 6 feet from west side of driveway edge once driveway installed</p> 	 <p>2" Cap Height - 24" x 18" Front and back are the same</p> <p>24" x 6"</p>		
<p>Olive Stow House</p>		<p>PR 1.0 - 16.0 - Facility Identity Private Residence - QTY: 16</p> <p>Scale: 1-1/2" = 1" - 0" and 1/4" = 1" - 0"</p> <p>Direct print aluminum panel</p>  <p>Cap Height: 1-1/2" - 12" x 6"</p> <p>Facility Identity Signs that also have a private residence panel will also have a separate Private Residence sign near the front door.</p>		<p>Single post to be driven into ground</p>

<p>Inferrera House</p>				
<p>Inferrera House</p>		<p>PR 1.0 - 16.0 - Facility Identity Private Residence - QTY: 16</p> <p>Scale: 1-1/2" = 1" - 0" and 1/4" = 1" - 0"</p> <p>Direct print aluminum panel</p>  <p>Cap Height: 1-1/2" - 12" x 6"</p> <p>Facility Identity Signs that also have a private residence panel will also have a separate Private Residence sign near the front door.</p>		<p>Single post to be driven into ground</p>
<p>Samuel Brooks House</p>				
<p>Samuel Brooks House</p>		<p>PR 1.0 - 16.0 - Facility Identity Private Residence - QTY: 16</p> <p>Scale: 1-1/2" = 1" - 0" and 1/4" = 1" - 0"</p> <p>Direct print aluminum panel</p>  <p>Cap Height: 1-1/2" - 12" x 6"</p> <p>Facility Identity Signs that also have a private residence panel will also have a separate Private Residence sign near the front door.</p>		<p>Single post to be driven into ground</p>
<p>Noah Brooks Tavern</p>				
<p>Noah Brooks Tavern</p>		<p>PR 1.0 - 16.0 - Facility Identity Private Residence - QTY: 16</p> <p>Scale: 1-1/2" = 1" - 0" and 1/4" = 1" - 0"</p> <p>Direct print aluminum panel</p>  <p>Cap Height: 1-1/2" - 12" x 6"</p> <p>Facility Identity Signs that also have a private residence panel will also have a separate Private Residence sign near the front door.</p>		<p>Single post to be driven into ground</p>

Job Brooks House			<p>Front</p> <p>NO PUBLIC ACCESS</p> <p>Back</p> <p>24" x 6"</p>	Add a "No Public Access" Panel
Joshua Brooks House				
Joshua Brooks House		<p>PR 1.0 - 16.0 - Facility Identity Private Residence - QTY: 16</p> <p>Scale: 1-1/2" = 1" - 0" and 1/4" = 1" - 0"</p> <p>Direct print aluminum panel</p> <p>PRIVATE RESIDENCE</p> <p>Cap Height: 1-1/2" - 12" x 6"</p> <p>Facility Identity Signs that also have a private residence panel will also have a separate Private Residence sign near the front door.</p>		Single post to be driven into ground
Samuel Hartwell Chimney Shelter				
Ranger Station	Directly behind current sign post, perpendicular to road			
Captain William Smith House				

John Nelson House



National Park Service
U.S. Department of the Interior
Minute Man National Historical Park

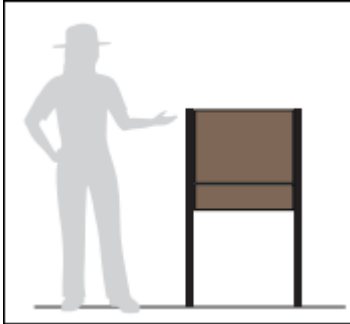
John Nelson House
1808

Front
PRIVATE RESIDENCE

Back

2" Cap Height - 24" x 18"
Front and back are the same

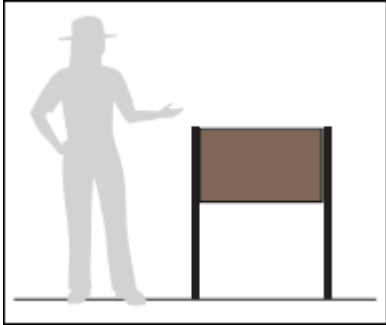
24" x 6"



National Park Service
U.S. Department of the Interior
Minute Man National Historical Park

Jacob Whittemore House
Pre-1754

2" Cap Height - 30" x 18"
Front and back are the same



National Park Service
U.S. Department of the Interior

Minute Man National Historical Park

9" Cap Height - 120" x 60" with 30" tall base - Front

Need to know width of sign base