





1-800-Simpson




Email Us

Contact Us | Careers | EZQ

Search

Simpson[®]
Door Company



37035 THERMAL SASH (SDL)

DOOR SPECIFICATIONS (AS SHOWN):

Wood Species: Fir

Glass: Clear

Profile: Ovolo Sticking

Panel Type: 1-7/16" Innerbond DHRP

Rough opening needs to be 2" wider and 2 1/2" taller than your door.

STANDARD OPTIONS

Quantity

Change Quantity

Change Door Shape

Stain or Paint?

[view more](#)

Stain Paint

Wood Species

Slab Width

[view more](#)

Feet	Inches	Fraction
2 <input type="button" value="v"/>	8 <input type="button" value="v"/>	0 <input type="button" value="v"/>

Slab Height

[view more](#)

6 <input type="button" value="v"/>	8 <input type="button" value="v"/>	0 <input type="button" value="v"/>
------------------------------------	------------------------------------	------------------------------------

UPDATES



- Temporarily, This Design is Subjected to Additional Lead Time

Thickness
view more

1 3/4" 

IG Glass, Option 1
view more


Clear 

Add Low-E Yes No


Sticking Profile

Ovolo Sticking 

Bar Type
view more

7/8" Ovolo SDL 

Panel Type

1-7/16" Innerbond DH 

Stile Width
view more


4-1/2" 

UltraBlock
view more

Yes

DESIGN AND CONSTRUCTION ALTERATIONS

Dutch

None 

Modified Mortise & Tenon
view more

Yes No

Two-Piece Laminated Stiles
and Rails
view more

Yes No

Engineered Stiles and Rails
with 1/4" Veneer
view more

Yes No

Mouldings
view more

None 

FINISHING TOUCHES

Priming Yes No

UPDATES X

- Temporarily, This Design is Subjected to Additional Lead Time